



**KOMACHI** series



## **YOUR SOLID TIRE SOLUTION**

NEW SOLID TIRE | NON-MARKING SOLID TIRE | PRESS ON TIRE | BAGGAGE TIRE  
RETREAD SOLID TIRE | RETREAD TRUCK TIRE | RETREAD INDUSTRIAL TIRE

**PRODUCT OF THAILAND**

[WWW.VSSOLIDTIREUSA.COM](http://WWW.VSSOLIDTIREUSA.COM) | [WWW.VSSOLIDTIRE](http://WWW.VSSOLIDTIRE)



# BRIEF INTRODUCTION

V.S. INDUSTRY TRES CO.LTD was found in 1994, we are a company dedicated to manufacturing and commercializing industrial solid tires that applications of our tires are for every type of forklift trucks.

Our well-known new solid tire branded "KOMACHI" and retread solid tire branded "SolidTech" were supplied to forklift distributors, forklift importers and forklift rentals in Thailand such as NISSAN, TOYOTA, TCM, MITSUBISHI, CATERPILLAR, KOMATSU and etc., and to the end-user also such as Port Authority of Thailand, Thai Airways Cargo, Logistic companies, Automobile manufacturers, and every other type of industry in Thailand more than 21 years.



# OUR PRODUCT



NEW SOLID TIRE



NON-MARKING SOLID TIRE



PRESS ON TIRE



BAGGAGE TIRE



RETREAD SOLID TIRE



RETREAD TRUCK & OTR TIRE



# NEW SOLID TIRE

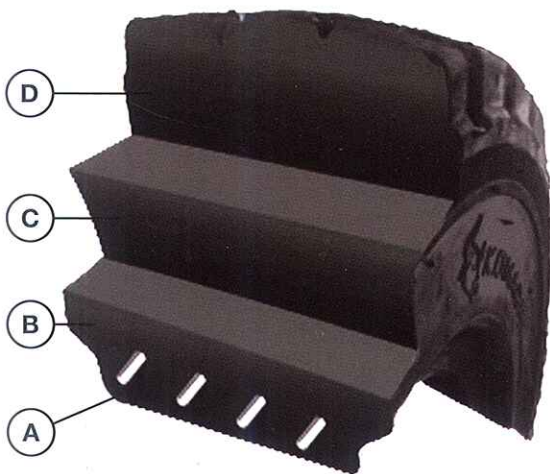
Our new solid tire brand "KOMACHI" is genuine premium tire. It has been tested more than 18 years under all type of working conditions that assure a reliable and high quality product. It bears the heaviest loads while offering high stability, excellent wear and puncture resistance to all kind of forklift trucks.

KOMACHI is the premium solid tire with 3 layers structure. KOMACHI manufacture by natural rubber and special mixed compound that offer high quality with cost-efficiency, long durability under heavy load condition and low rolling resistance.

## KOMACHI SERIES II

We have collaborated with "Research & Development Center for Thai Rubber Industry" regarding to 3 excellent rubber compound for 3 Layers Tire Structure

### STRUCTURE



#### A. BEAD RING

Bead ring reinforces structure sturdiness

#### B. INSIDE LAYER

Specific compound that strengthen tire base and excellent for any rim fitting

#### C. MIDDLE LAYER


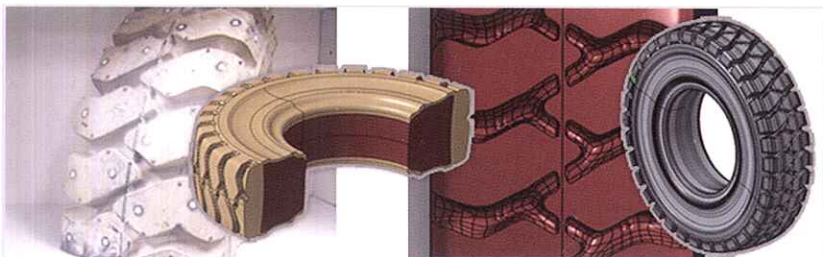
Pure natural rubber compound help reduce heat build up and offer optimum resilience for comfort riding

#### D. TREAD LAYER

Wear and tear resistant compound that provide high durability and low rolling resistance

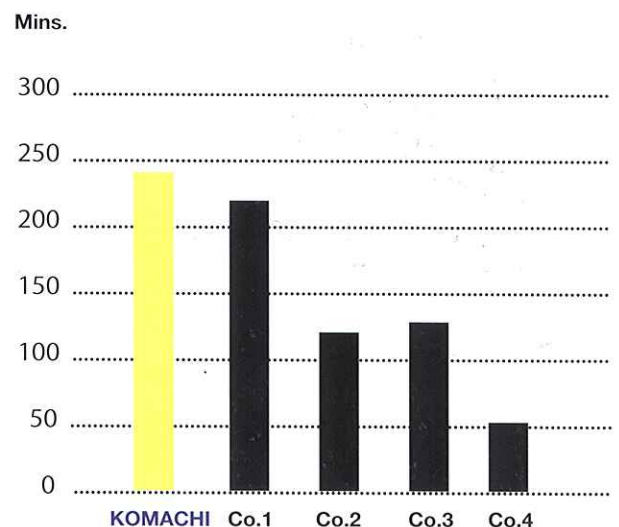
## RESEARCH AND DEVELOPMENT

Preparing Sample for 3D scan



### PERFORMANCE TESTING ( ENDURANCE )

Tire size 700-12, 100% Load 2.7 Ton, Speed 10km/hr





# SPECIFICATION

TIRE SIZE	RIM SIZE	TIRE DIMENSIONS		LOAD CAPACITY			WEIGHT (kg)
		Section width (mm)	O.D. (mm)	Load wheel (kg)	Steering wheel (kg)	Static (kg)	
4.00-8	3.00D-8	105	406	950	730	1100	10.0
5.00-8	3.00D-8	132	452	1415	1090	1645	16.0
15x4-8	3.00D-8	112	375	1040	800	1210	10.0
16x6-8	4.33R-8	155	410	1270	975	1470	15.0
18x7-8	4.33R-8	158	455	2145	1650	2490	20.0
6.00-9	4.00E-9	145	523	1885	1450	2190	27.0
21x8-9	6.00E-9	187	524	2755	2120	3200	35.0
6-50-10	5-00F-10	174	574	2340	1800	2720	37.0
23x9-10	6-50F-10	243	583	3160	2430	3670	46.0
7.00-12	5.00S-12	179	653	2920	2240	3380	49.0
8.25-12	5.00S-12	215	670	3445	2650	4000	65.0
27x10-12	8.00G-12	234	675	3900	3000	4530	70.0
5.50-15	4.50E-15	165	680	2430	1870	2825	40.0
6.00-15	4.50E-15	185	680	2430	1870	2825	42.0
7.00-15	5.50-15	187	731	3545	2725	4115	56.0
7.50-15	6.00-15	190	800	3900	3000	4530	69.0
7.50-16	6.00-16	190	800	3900	3000	4530	72.0
8.15-15	7.00-15	214	710	3445	2650	4000	64.0
8.25-15	6.50-15	217	810	4600	3540	5354	93.0
28x9-15	7.00-15	222	695	3445	2650	4000	67.0
250-15	7.00-15	222	695	3445	2650	4000	65.0
3.00-15	8.00-15	324	823	5735	4410	6660	125.0
9.00-20	7.00-20	230	992	6000	5000	6600	134.0
10.00-20	7.00-20	230	992	6000	5000	6600	134.0
11.00-20	7.50-20	240	1000	6540	5450	8230	165.0
11.00-20	8.00-20	255	1000	6540	5450	8230	175.0
12.00-20	8.00-20	270	1070	7500	6250	8250	210.0
12.00-20	10.00-20	352	1098	7800	6500	8970	230.0
14.00-24	10.00-20	405	1313	10800	9000	12420	410.0
14.00-25	11.25-20	405	1313	10800	9000	12420	415.0

Note : Click Tire of above sizes are available.



## DIMENSIONS OF SOLID INDUSTRIAL TYRES

Forklift type	Displayed As	Examples
Motor generated	B-d	600-9
Electrical	DxB-d	21x8-9

## TREAD PATTERN



### THAILAND OFFICE

V.S.INDUSTRY TYRES CO.,LTD  
 470/12 MOO 5 PRAKSAMAI MUANG  
 SAMUTPRAKARN THAILAND 10280  
 TEL: +66 2 136 7476-8  
 FAX: +66 2 136 7479  
 INT'L LINE: +66 81 929 7472  
 Email: vs\_info@vssolidtire.com  
 WEBSITE: www.vssolidtire.com

### USA & CANADA OFFICE

VS INDUSTRIAL TIRE LLC  
 149-04 GUY R. BREWER BLVD.  
 JAMAICA, NY 11434  
 TEL: 718 808 5300  
 Email: support@vssolidtireusa.com  
 WEBSITE: www.vssolidtireusa.com



ISO 9001:2008